

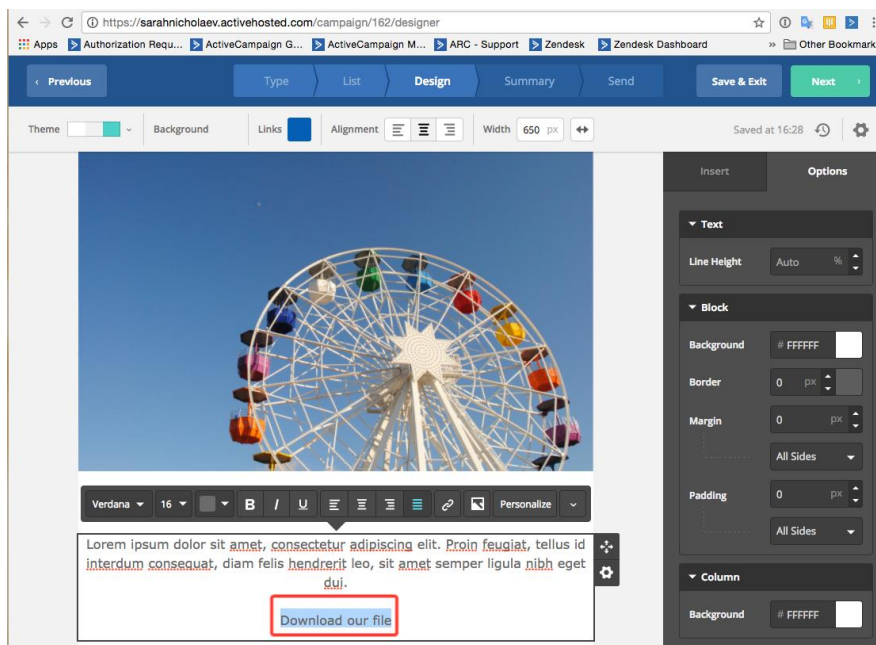
USING THE DROPBOX INTEGRATION TO SHARE FILES

It is not possible to add an attachment within MatchDayMailCloud – they can hurt deliverability as are a spam trigger. However a dropbox integration makes it easy for you to share files with subscribers.

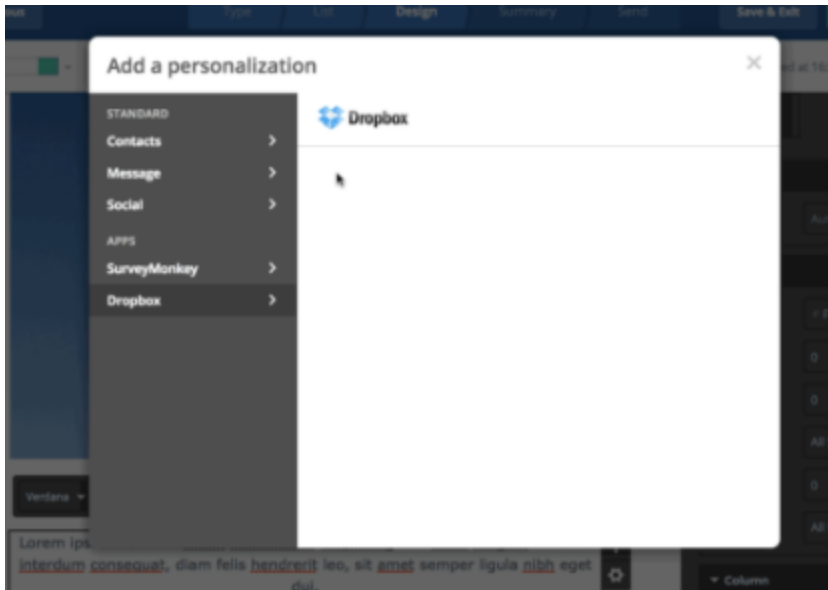
This is a great alternative to attaching files as it will help you avoid spam filters, prevent slow deliverability times, and will allow you to track which contacts clicked the download link to your file.

This integration is easy to set up and all you need is a Dropbox account. If you don't already have one, [you can create one here](#).

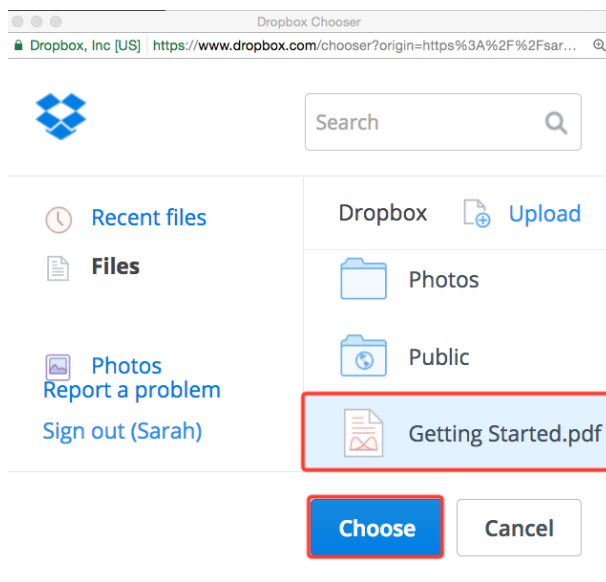
1. In your campaign or automation email, click on the area where you wish to add your file or highlight your call to action text to select it



2. Click "Personalize" from the modal toolbar and select "Dropbox" from the left-side menu. Click "Dropbox"



3. Enter your username and password for your Dropbox account in the modal box, or click the option to create an account if you don't already have one.
4. Select the file you wish to share with your audience and click "Choose".



5. A shareable link will be added to your campaign